

# QUADRO 80

## THE STABLE SUPPORT ARM SYSTEM

### IP 54

#### The most important product features:

- Profile cross-sections: square 80 mm
- System parts material: diecast aluminum/spheroidal graphite iron, powder coating, RAL 7040
- Suspension profile material: drawn steel, powder coating, RAL 7035
- Various connections available
- Can be used with all ROLEC control enclosures
- Possible to route connectors such as HDMI, DVI, network adapters, etc.
- Gasket: chloroprene (CR)

---

QUADRO 80 gets its name from the 80 mm square steel profiles which form the basis of the system. Connection joints and couplings are made of high load spheroidal graphite which provides a higher than average bearing strength. The overall static equilibrium of the system is extremely high due to its use of steel profiles.

QUADRO can be assembled quickly and easily at the point of use, thanks to its sophisticated technology. The articulated parts are equipped with a swivel limiter. A control lamp adapter completes the extensive package. Compatible command enclosures include [commandCASE](#), [aluFACE](#) und [profiPANEL](#).

#### Principle

Closed system with easy access to system parts for heavy loads

#### Additional info

Simple alignment of the system

Heavy-duty system parts made from spheroidal graphite

Signal light adapter available for the elbow

Compatible ROLEC control enclosures: [commandCASE](#), [aluFACE](#), [profiPANEL](#)

#### Material/coating

System elements: Aluminum and high-tensile spheroidal graphite

Powder coating RAL 7040, window gray

Optional: Special colors

Supportprofile: Steel, drawn

Powder coating RAL 7035, light gray

Optional: Special colors

Bellows: PVC, RAL 7035, light gray

#### Cable routing














Suitable for HDMI, patch cables, USB etc., not suitable for DVI plugs

#### Ingress protection

IP 54 / EN 60529

#### Torque for cutting ring screws

30 Nm = 3 kg/m

Photo	No.	Type	Length L	Width W	Height H	Gasket H	Optional available
	140.045.000	Inclination adapter 30/60 grades	0	0	0		-
	144.040.500	Square tube 500 mm	0	0	0		-
	144.041.000	Square tube 1000 mm	0	0	0		-
	144.041.500	Square tube 1500 mm	0	0	0		-
	144.042.000	Square tube 2000 mm	0	0	0		-
	147.005.700	Socket joint	0	0	0		-
	147.010.200	Wall joint	0	0	0		-
	147.015.200	Intermediate joint	0	0	0		-
	147.020.700	Elbow	0	0	0		-
	147.020.701	Signal light adapter	0	0	0		-
	147.025.202	Coupling A	0	0	0		-
	147.025.700	Coupling	0	0	0		-
	147.030.200	Base	0	0	0		-
	147.035.700	Elbow coupling	0	0	0		-